



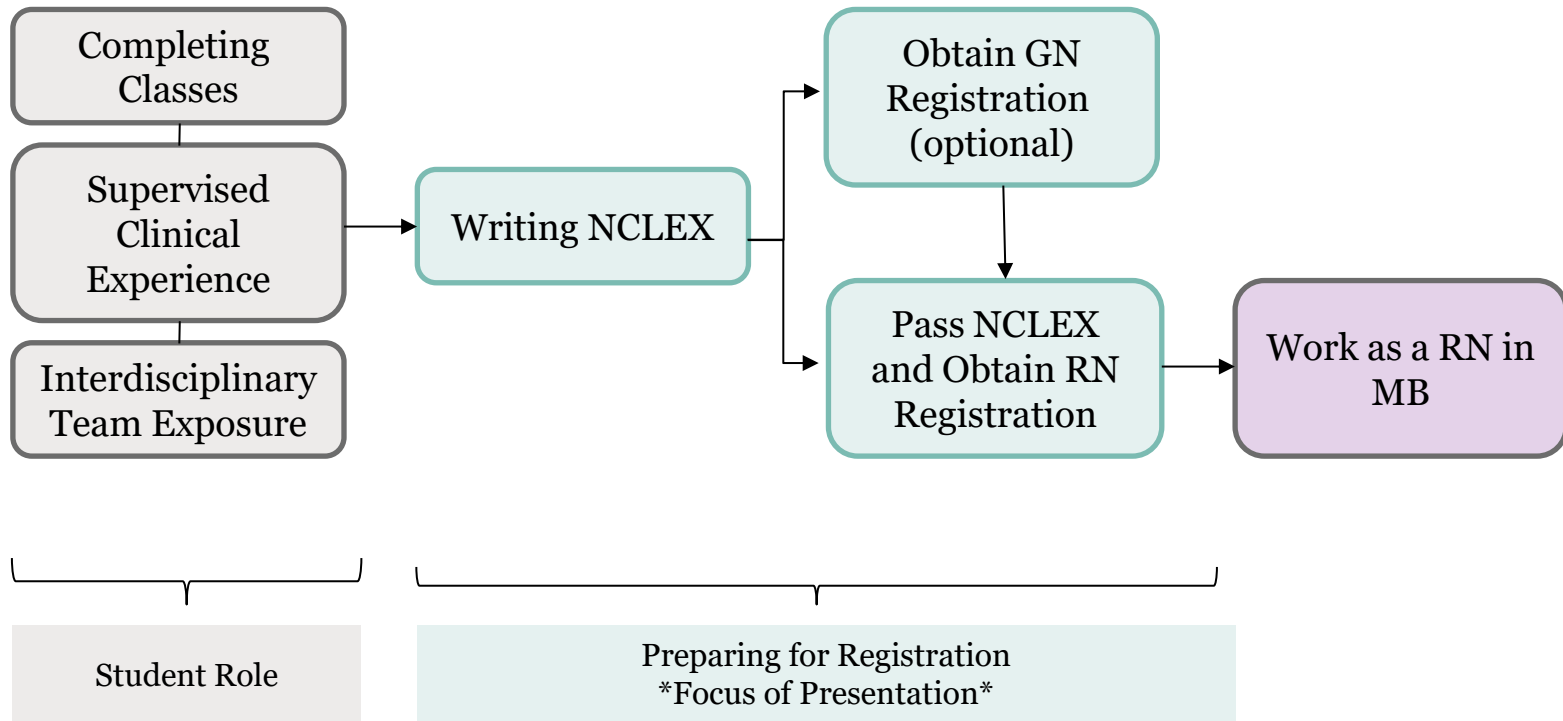
College of
Registered Nurses
of Manitoba

NCLEX, Graduate Nurse, and Initial RN Registration

Information for Manitoba Graduates

Registration Services
registration@crnm.mb.ca

Welcome to Your Final Stretch!



Session Roadmap

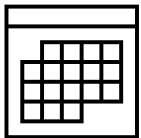


Background on CRNM



NCLEX Eligibility

GN and RN Registration



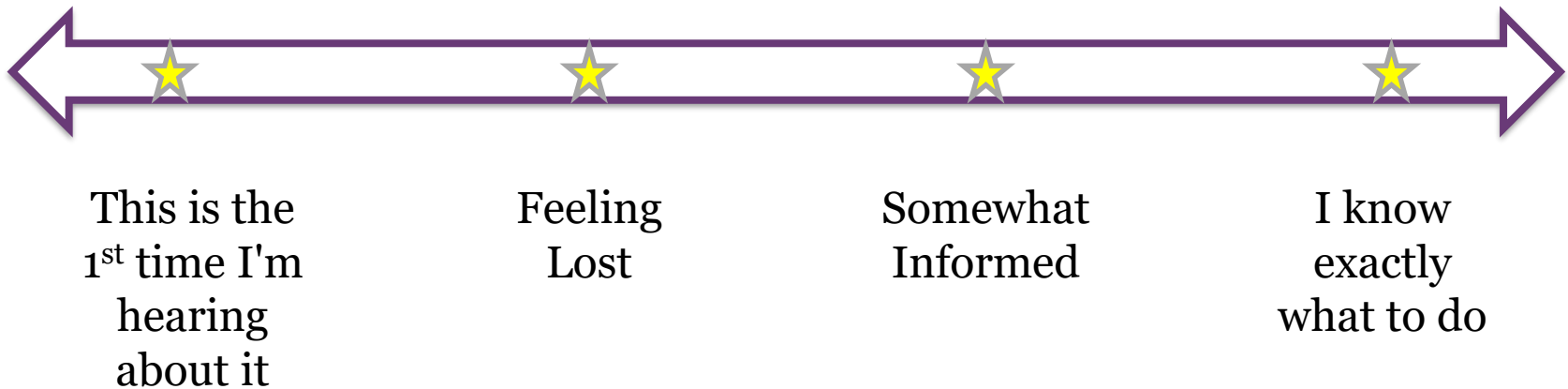
Annual Registration Renewal



Case Study

Pre-learning Assessment

How would you describe your understanding of CRNM and the process of becoming an RN in MB?



Pre-learning Assessment

Poll 1: What is the CRNM?

- A) University or College that teaches people to be nurses
- B) Organization that advocates for nursing employment concerns
- C) Regulator of RNs and NPs in Manitoba

Poll 2: What is the role of CRNM?

- A) Set RN Registration Requirements
- B) Protect the public interest and investigate complaints
- C) Support nurses in understanding their scope of practice

Poll 3: How often may you interact with the College:

- A) Only at initial registration
- B) Only when you need to pay a fee
- C) Regularly

Summary of Pre-learning Assessment



Please reach out to us, we are here to help!

Section 1

About the College



College of
Registered Nurses
of Manitoba



The College



CRNM Summary

CRNM - College of Registered Nurses of Manitoba also known as the “College”

Nursing is a self-regulated profession in MB

What CRNM does:

- ✓ Protect public interest by setting registration requirements, practice standards, and investigating complaints - ensuring GNs, RNs, and NPs are qualified, competent, and safe
- ✓ Authorized under The Regulated Health Professions Act

MYTHs – CRNM is not a nursing school or union

When you’ll interact with CRNM:

Mandate: To protect and serve the public interest through quality registered nursing regulation.

To practice as a GN or RN in Manitoba you must be registered with the College of Registered Nurses of Manitoba.

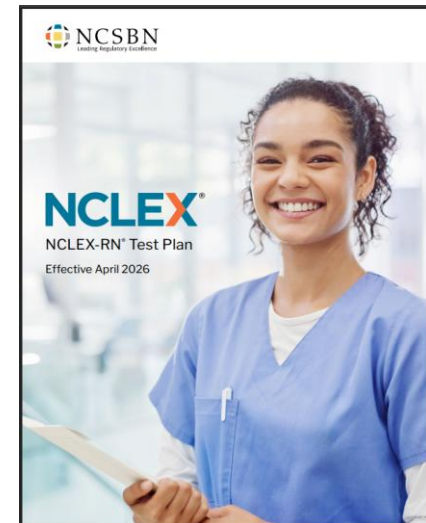
Section 2

NCLEX



What is the NCLEX?

- A national, entry-level exam required for registration (except in Quebec)
- Measures the competencies required of entry-level RNs
- Content measures applicant's ability to meet entry level competencies
- Information about the NCLEX exam can be found at:
www.ncsbn.org/nclex.htm and www.nclex.com
 - How to prepare and more information
 - *2026 Test Plan*
- Tests sites organized by Pearson Vue
 - 1020 Lorimer Boulevard (near IKEA)
 - 287 Broadway (near Downtown/Forks)



NCLEX: How does it work?

- Number of questions can vary on candidates' ability
 - Minimum of 85 and maximum 150 items (including 15 unscored pretest Qs)
 - 5 hr allotted
- Exams are customized for individual candidates (Computerized Adaptive Testing)
 - Designed to estimate ability and compare it to the passing standard.
 - Computer will re-estimate your ability after each response and give you a question close to your ability estimate – to gain as much information about your true ability = difficulty of each test is tailored to the person taking it
- Optional: Noise reducing-headphones and foam earplugs are generally available (confirm by contacting site before test)
- [Examination Testing Accommodations Candidate Application Form.](#)
(submit with NCLEX application to CRNM)

Stopping Rules/Decisions

- **Scenario #1: The 95% Confidence Interval Rule**
 - After 85 Qs - Computer stops test when it is 95% certain that the candidate's ability is either clearly above or clearly below the passing standard
- **Scenario #2: Maximum-Length Exam**
 - Some candidates' ability levels will be very close to the passing standard.
 - Computer continues to administer items until the maximum number of items is reached. At this point, the computer disregards the 95% confidence interval rule and considers only the final ability estimate.
 - If the final ability estimate is at or above the passing standard, the candidate passes.
 - If the final ability estimate is below the passing standard, the candidate is unsuccessful.
- **Scenario #3: Run-Out-of-Time Rule (R.O.O.T.)**
 - Alternate rule must be used:
 - If the candidate has not answered the minimum number of items, the result will be an unsuccessful exam.
 - If the candidate has answered the minimum number of items, then the exam is scored by using the final ability estimate computed from responses to all completed items. If the final ability estimate is at or above the passing standard, the candidate passes.

Regulations Related to NCLEX

How many attempts do I have?

- ✓ Canadian-educated applicants have as many attempts as are possible within **3 yrs** immediately following the completion date of nursing education program.
- ✓ Can write every 45 days

After 2nd unsuccessful attempt = Not eligible for GN registration

- ✓ GN registration expires following day at midnight

How many times do I need to write the exam?

- ✓ Need to pass once in your career!

Section 3

NCLEX Application
GN and RN Registration Process



Overall Registration Process (NCLEX → RN)

1. Read [NCLEX Exam Eligibility and Graduate Nurse Instructions Handbook](#)
2. Request [Criminal Record Check and Abuse Checks](#) ***include all names**
3. Register with Pearson Vue and make payment
4. Make CRNM Alinity account. Submit NCLEX Application and payment
5. Receive confirmation with CRNM# you can upload requirements , request VoR from other regulatory bodies (i.e.. LPN) and upload any other documents
6. Authorization to test via email, schedule your test with Pearson Vue
7. Optional: Apply for a GN registration and make payment
8. Once pass NCLEX apply for RN registration and make payment
9. Annual Renewal

*Costs for NCLEX, application processing, and registrations are subject to change



Before you start: Make a Plan

Consider the following items:

- Desired test date
- Obtaining background checks can take several weeks
- Validity of documents

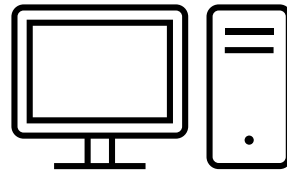
Documents must be received within 6 months from the date issue and are valid for 1 yr

- **Want to write shortly after senior practicum → can start application and request documents before completion**
 - *However, need course completion letter prior to approval

Can write exam once: 1)all program requirements complete 2)registered with Pearson Vue 3)NCLEX application is approved with CRNM

1. Read NCLEX Application Instructions

- ✓ Provides details on all requirements and steps
- ✓ Available on CRNM Website: Applicants/ Students and GNs
 - ❖ [NCLEX Exam Eligibility and Graduate Nurse Instructions](#)



2. Request Criminal Record and Abuse Checks

1) Canadian Criminal Record Search **with Vulnerable Sector Search**

- WPS, Brandon Police Service, local RCMP

2) Adult Abuse Registry Check & Child Abuse Registry Check

- Information on how to obtain these checks can be found on the Government of Manitoba website: <https://web22.gov.mb.ca/AbuseRegistry>
- 3 ways to apply: Online, Mail, or In-person

Read [CRNM Background Checks](#) document

*Upload copy of results to your application



- If you know there will be a record, contact us as early as possible

Must be received within 6 months of the date of issue and is valid for 1 year

- Ensure **all** current, former, and other names used are searched.

Abuse Checks - Adding Names

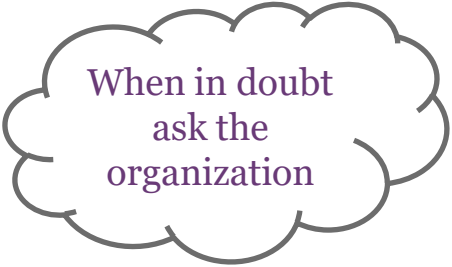
Example how to add an additional name:

Last name *	<input type="text" value="Black"/>
First name *	<input type="text" value="Jane"/>
Middle name (No Initials)	<input type="text" value="Smith"/>
Previous name(s) or alias(es) (maiden name, legal name change, AKA's, etc.)	
	<input type="button" value="Add"/>
Type of name *	<input type="text" value="maiden"/>
Last name *	<input type="text" value="Smith"/>
First name *	<input type="text" value="Jane"/>
Middle name (No Initials)	<input type="text" value="Lee"/>
	<input type="button" value="Save"/> <input type="button" value="Cancel"/>



Examples of Names

- **Is your maiden name now your middle name?**
 - Please correctly identify your current name and then add your maiden name as a former name
 - Example → Maiden Name: Jane Lee Smith Current Name: Jane Smith Black
- **Do you legally have two first names?**
 - Please correctly identify both first names in the 'first name' field
 - Example: First name: Jullie Anne
 - rather than First name: Jullie Middle name: Anne
- **Do you have only a first or last name?**
 - Ask organization how to correctly complete application
 - Abuse Checks: Identify blank with a period (.)



When in doubt
ask the
organization

Incorrect or incomplete record checks will need to be resubmitted

3. Register with Pearson Vue

- 1st Register with [Pearson Vue](#) (note your NCLEX ID #)
- Online or By telephone: 1-866-49-NCLEX (1-866-496-2539)
- Make payment: NCLEX Exam fee: \$360

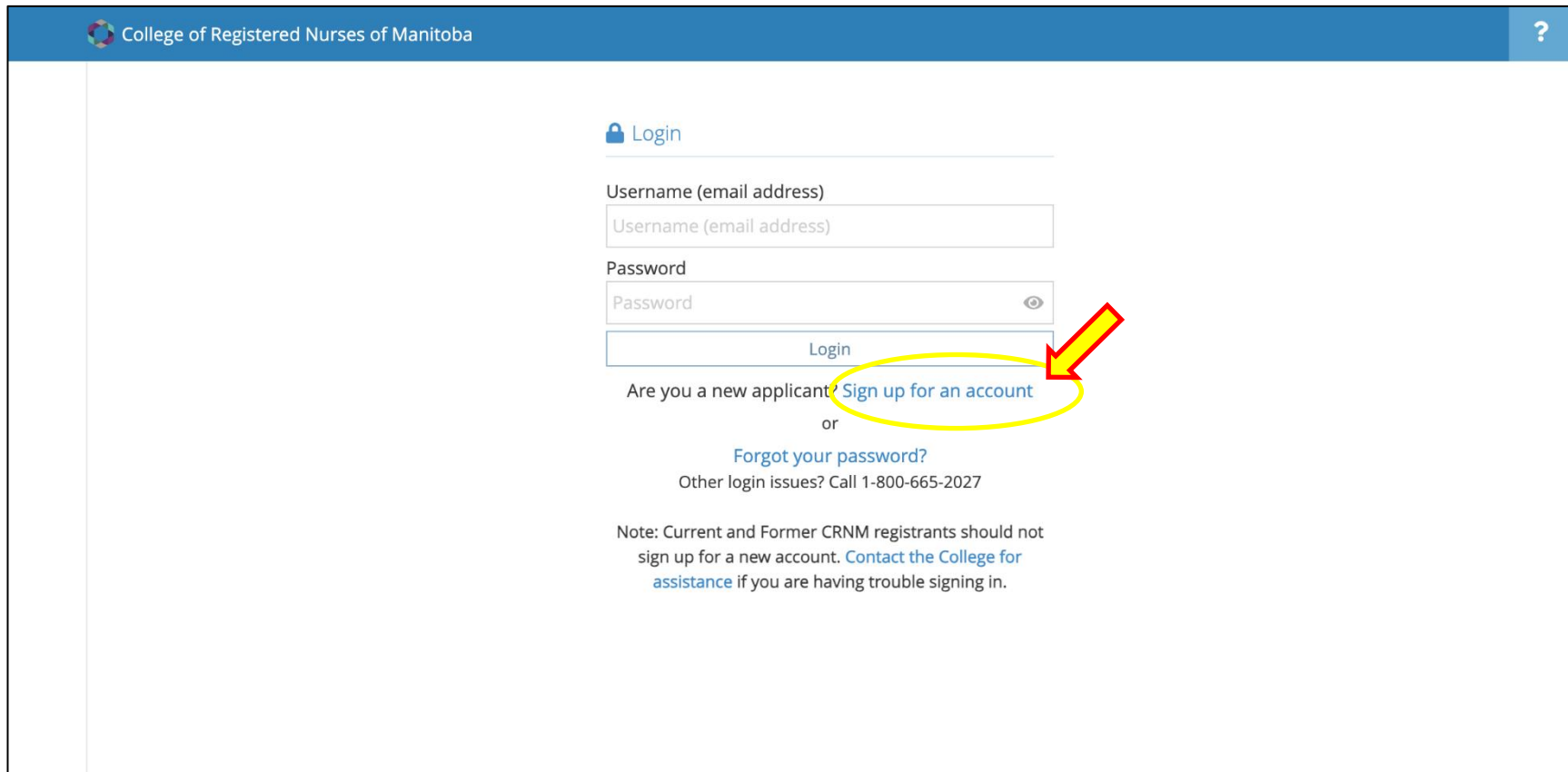
4. Make CRNM Alinity Account and Submit NCLEX Application and Pay Fee

- Create your [CRNM](#) Account (Alinity)
- Complete the NCLEX application
- Pay NCLEX application processing fee
\$220.50

'CRNM Profile'



4. Make CRNM Alinity Account and Submit NCLEX Application



The screenshot shows the login interface for the College of Registered Nurses of Manitoba (CRNM) Alinity system. The page has a blue header with the CRNM logo and name on the left, and a question mark icon on the right. The main content area is white and contains a login form. The form includes a 'Login' heading with a lock icon, a 'Username (email address)' field, a 'Password' field with a visibility toggle, and a 'Login' button. Below the button, there is a link for 'Sign up for an account' which is circled in yellow and pointed to by a red arrow. There are also links for 'Forgot your password?' and 'Other login issues? Call 1-800-665-2027'. A note at the bottom states: 'Note: Current and Former CRNM registrants should not sign up for a new account. Contact the College for assistance if you are having trouble signing in.'

College of Registered Nurses of Manitoba

?

Login

Username (email address)

Username (email address)

Password

Password

Login

Are you a new applicant? [Sign up for an account](#)

or

[Forgot your password?](#)

Other login issues? Call 1-800-665-2027

Note: Current and Former CRNM registrants should not sign up for a new account. [Contact the College for assistance](#) if you are having trouble signing in.

4. Make CRNM Alinity Account, Submit NCLEX Application, and Pay Fee

College of Registered Nurses of Manitoba

Test Environment

Home

My emails

My groups

Jurisprudence

Back to main site

Powered by Alinity

My forms

NCLEX Exam Application

Application IEN

Change My Registration For 2026

Internationally Educated Applicant

Please complete and upload [this application](#) if you were educated as an RN outside of Canada, are currently or have ever been registered as an RN with the regulatory body in the country where you completed your entry-level RN education, and are not currently registered as an RN in Canada.

All IEN applicants must first apply through the National Nursing Assessment Service (NNAS). After the NNAS report has been generated, you will complete this application with the College. Do not complete this application until the NNAS advisory report has been prepared.

- 1) Complete and submit application
- 2) Pay application processing fee

Then staff can review your application and set the requirements to be completed

4. Make CRNM Alinity Account and Submit NCLEX Application

The screenshot displays the 'Test Environment' dashboard for the College of Registered Nurses of Manitoba. The interface includes a left-hand navigation menu with options like Home, My emails, My documents, My groups, Jurisprudence, and Back to main site. The main content area is divided into several sections:

- NCLEX Exam Application:** Shows the status as 'Returned For updates' (highlighted in yellow) and the last status change on 30-Mar-2026. A yellow box highlights the 'Update' button, which is pointed to by a red arrow.
- Application IEN:** Includes a 'Fill in' button.
- Change My Registration For 2026:** Features a 'Change' button for 'Internationally Educated Applicant'.
- Applications:** Lists three application types, each with an 'Apply' button:
 - Active (RN):** For those currently registered or previously registered in another Canadian province.
 - Active (RNNP):** For those not currently registered in Manitoba looking to establish RN and NP registration.
 - Active GN:** For General Nurse applications.

The primary method of communication is email

*Did you check your junk mail?
Is your email address current?*



College Bylaws May 30,2025

ARTICLE 12 REPORTING CHANGES

12.1 Within 30 days of a change, each member must report to the College:

- a. any change of name;
- b. any change of their address, telephone number or electronic mail address.
- c. any change in their business address, business telephone number and facility or location where they practice registered nursing.

5. Confirmation and Upload Requirements

- **Uploaded by applicant:**
 - ✓ Criminal Record Check with Vulnerable Sector Search
 - ✓ Adult Abuse Registry Check
 - ✓ Child Abuse Registry Check
 - ✓ Proof of Identification – government issued valid photo ID (i.e., drivers license)
- **Sent to CRNM via third party:**
 - ✓ Verification of registration (if applicable) – from regulatory body
 - ✓ Course completion letter – please ensure that your student name matches the government issued ID that will be used for the exam
 - ✓ i.e., both first names included, complete name shown

FAQ: Can I submit my application prior to the end of my practicum



YES

However, applications cannot be approved until all requirements have been met, which includes the documents previously discussed (course completion letter and background checks)

The application remains open for six months to receive the documents.


5. Confirmation and Upload Requirements

Status of requirements

- ✓ **Completed dates** appear once requirements are received, reviewed, and accepted
- ✓ Please allow 10 business days upon submission for documents to be reviewed

Issues with Requirements

- If the College receives an item which does not meet requirements, a notification will appear in the **notes section of the requirement** explaining why the item was not accepted
- Once a corrected item is received, a **completed date** will be entered



6. Authorization to test via email

- Once application is approved by CRNM, you will be notified via email from Pearson Vue with Authorization to Test (ATT)
- Then schedule your test
 - Online: <http://pearsonvue.com/nclex> By telephone: 1-866-496-2539
 - Notify CRNM of test date

7. GN Registration – Summary (Optional)

1. NCLEX Eligibility application submitted
2. GN Application submitted, complete with CRC and abuse checks (adult & child), NCLEX Test scheduled, JP modules and CNPS, application fee paid \$147.00
3. GN application reviewed. If approved proceed to payment of GN registration fee (certificate of registration \$52.50 + 4 month certificate of practice \$183.75)
4. Receive an email with GN registration confirmation
 - ✓ Work as GN and appear on Nurse Check

Notes

- ✓ Scope of practice: cannot be in charge of unit or practice without RN readily available
- ✓ **Expires:** After 4 months (can renew for another 4 months only once), 30 days after NCLEX result, or the following day at Midnight after 2nd unsuccessful NCLEX

7. GN Registration

The screenshot displays the 'Test Environment' interface of the College of Registered Nurses of Manitoba. The top navigation bar includes the logo, the name 'College of Registered Nurses of Manitoba', the text 'Test Environment', and a yellow question mark icon. A left-hand sidebar contains navigation links: Home, My emails, My documents, My groups, Jurisprudence, and Back to main site. The main content area is divided into several sections:

- Open Form:** A card for 'NCLEX Exam Application' with an 'Update' button. Below it, the status is 'Returned For updates' and the last status change is '30-Mar-2026'.
- Change My Registration For 2026:** A card for 'Internationally Educated Applicant' with a 'Change' button. The text explains that applicants must first apply through the National Nursing Assessment Service (NNAS) and complete the application with the College after receiving an advisory report. A second 'Change' button is visible below this card.
- My forms:** A card for 'Application IEN' with a 'Fill in' button.
- Applications:** A section containing three cards:
 - Active (RN):** Includes an 'Apply' button and text for those currently registered or previously registered in another Canadian province.
 - Active (RNNP):** Includes an 'Apply' button and text for those not currently registered and looking to establish RN and NP registration in Manitoba.
 - Active GN:** Includes an 'Apply' button, which is highlighted in yellow and pointed to by a red arrow.

7. GN Registration

College of Registered Nurses of Manitoba Test Environment ? [Search]

← Application > Apply > Active GN

Home
My emails
My documents
My groups
Jurisprudence
Back to main site
Powered by Alinity

Member name Registration #

APPLICATION INFO

If you are unsure of what type of applicant you are or what type of registration you are seeking, please read the College's website on applicant and registration types.

Registration type: Active GN * Applicant type: **GN**

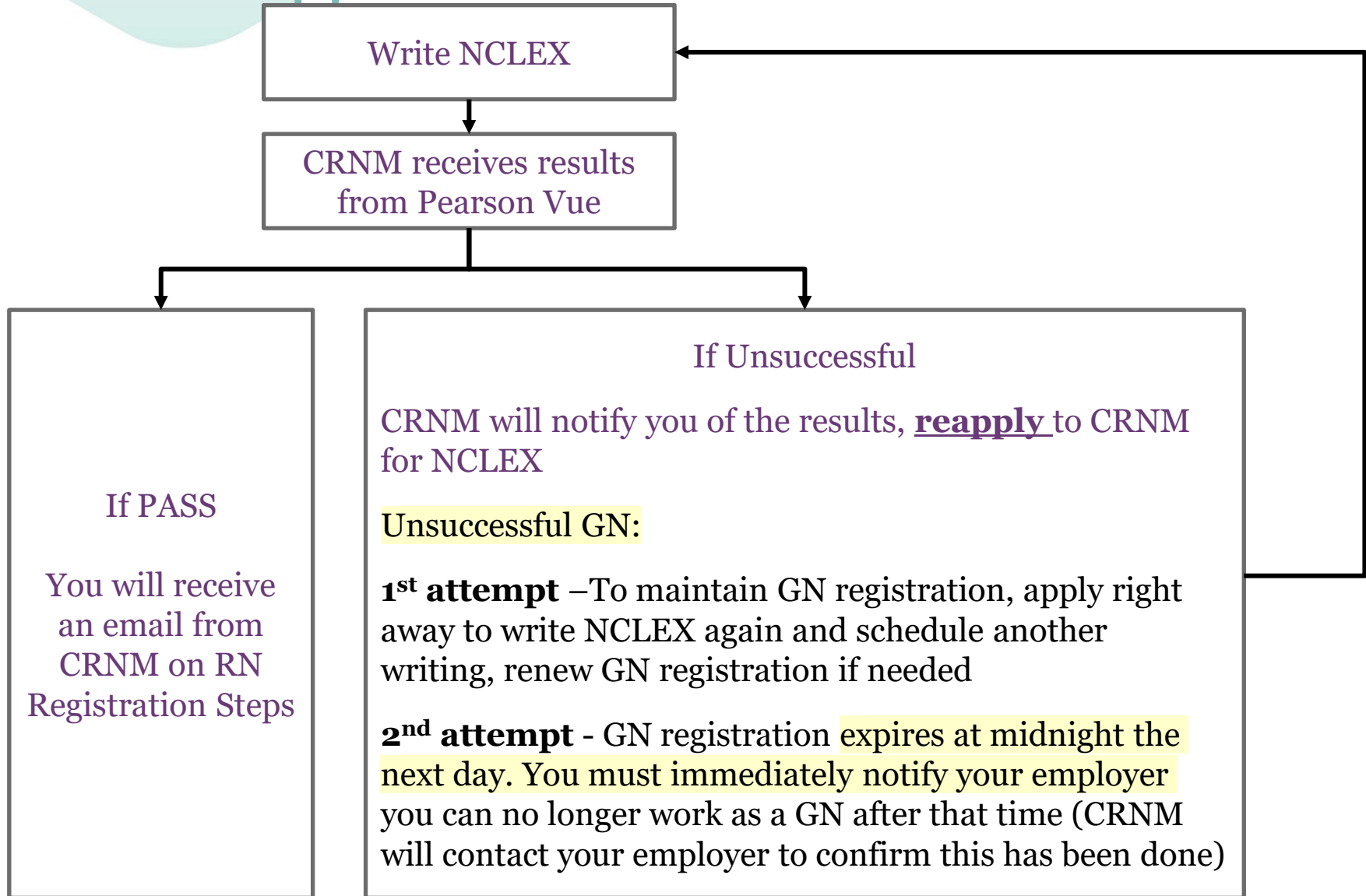
MUST COMPLETE NCLEX ELIGIBILITY FORM FIRST

* Have you previously applied to the College of Registered Nurses of Manitoba?
 Yes No * Please indicate date: mm/dd/yyyy

* Have you resided outside of Canada within the past six months?
 Yes No * Indicate the country of previous residence:

PERSONAL INFORMATION

What happens after the NCLEX?



8. RN Registration – Summary

1. After pass NCLEX can start RN application
2. RN Application submitted, complete with CRC and abuse checks (adult & child), JP modules and CNPS, application processing fee paid \$231.00
3. RN application reviewed. If approved proceed to payment of RN registration fee (full year \$604.16 plus \$52.50 for certificate of registration)
4. Receive an email with RN registration confirmation
 - ✓ Work as RN and appear on Nurse Check

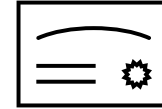
Notes

- ✓ Valid January 1 – December 31
- ✓ **Expires**: December 31st if annual renewal not completed by Dec 1

9. Annual Renewal

- Must renew your certificate of practice **annually**
- You'll receive emails with detailed information
- Registration year = January 1-December 31
- Renewal open October 1st and closes December 1st
 - Miss Renewal = Registration expires December 31st (cannot practice as RN until reinstatement application approved)
- Continuing competence requirement must be met in order to be eligible to renew registration – including jurisprudence modules-
<http://www.crnmb.ca/memberinfo-continuingcompetence-rnccp.php>

Verification of Registration



- Once registered with the College we keep a permanent record of your initial registration:
 - Proof of completion of an approved nursing education program
 - Proof of successful completion of the NCLEX
- College provides verification of registration service to members (required for registration in other jurisdictions)

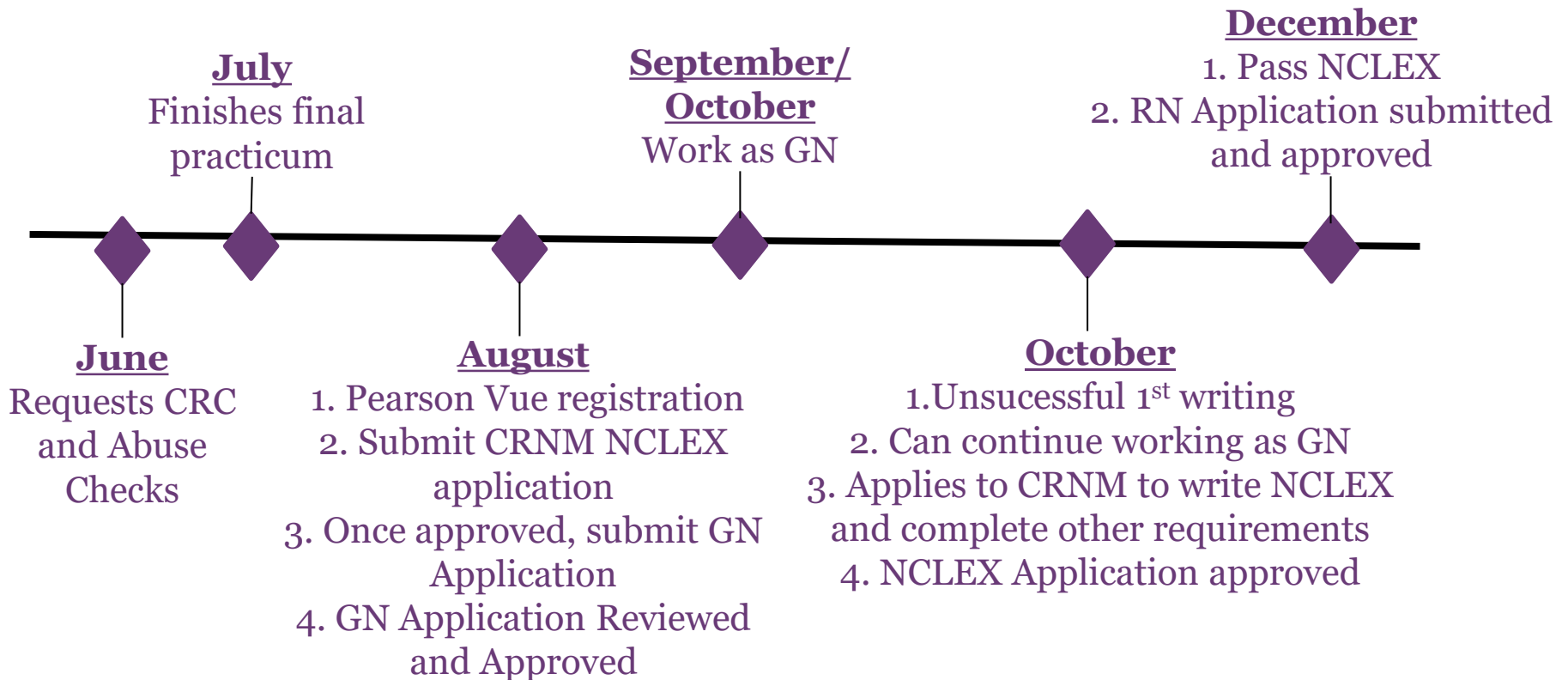
Unauthorized Practice

- Registration as GN or RN is require **before** starting work
- Ensure you've received email confirmation from CRNM of your registration **and** check your status on [Nurse Check](#) before beginning your practice



Case Study

Mark is completing his final practicum and will finish at the end of July. He plans to get a GN registration after he and then write the NCLEX in October.

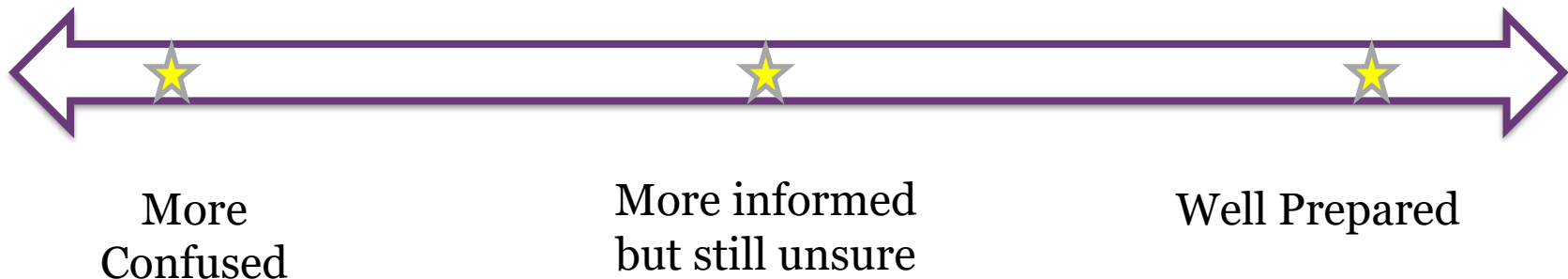




Post Presentation Quiz

1. What is the CRNM?
2. Where do I find information on applying to write the NCLEX and registering as GN or RN?
3. When and how often do I need to renew my registration?

After this presentation, how prepared do you feel to register to write the NCLEX and gain a GN or RN certificate of practice?



Resources

- CRNM website: <https://www.crnmb.ca>
- Registration FAQs <https://www.crnmb.ca/rns-nps/registration-services/registration-faqs/>
- [CRNM Background Checks](#) document
- User Guide- Setting up an account in Alinity <https://www.crnmb.ca/wp-content/uploads/2023/09/Alinity-User-Guides--Set-up-account.pdf>
- Application instructions and fees
<https://www.crnmb.ca/applicants/students-and-gns/>
- Graduate Nurse Practice fact sheet-
<https://www.crnmb.ca/resource/graduate-nurse-practice/>

Thank You

For more information, visit our website:
crnm.mb.ca

Contact registration services:

800-665-2027 ext. 300

204-774-3477 ext. 300

registration@crnm.mb.ca

www.crnmb.ca



College of
Registered Nurses
of Manitoba